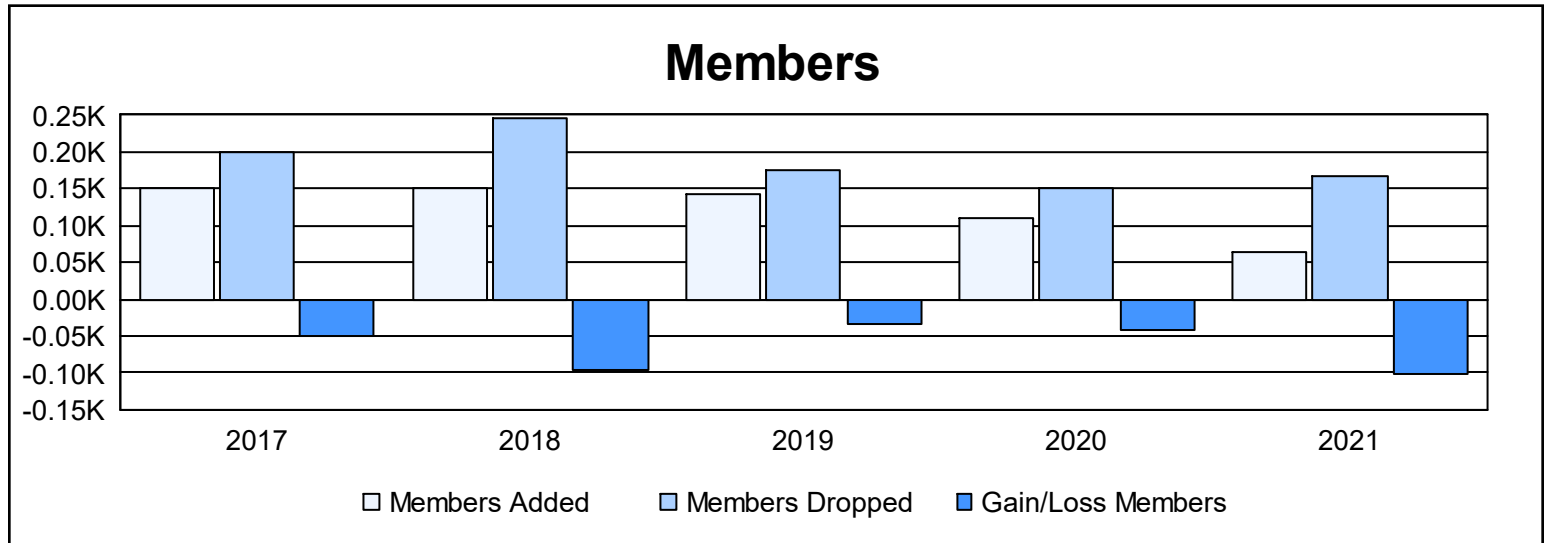
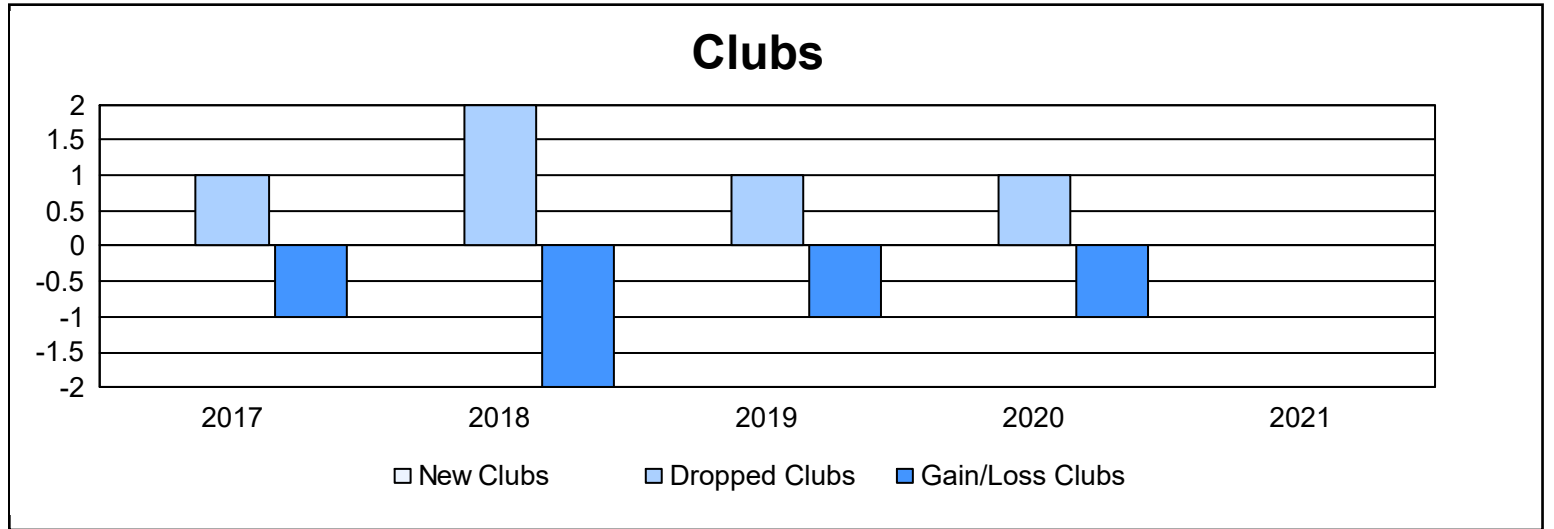
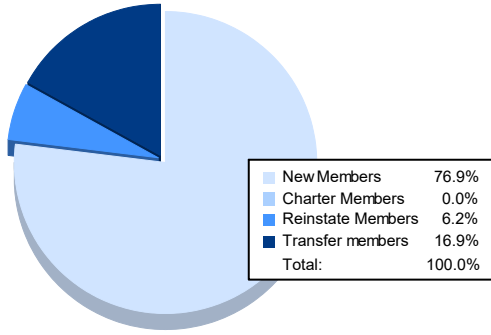


| Year | New Clubs | Dropped Clubs | Gain/ Loss Clubs | New Members | Charter Members | Reinstate Members | Transfer Members | Total Member Added | Total Members Dropped | Gain/ Loss Members |
|----------------|-----------|---------------|------------------|-------------|-----------------|-------------------|------------------|--------------------|-----------------------|--------------------|
| 2016-2017 | 0 | 1 | -1 | 143 | 1 | 4 | 3 | 151 | 200 | -49 |
| 2017-2018 | 0 | 2 | -2 | 127 | 0 | 13 | 10 | 150 | 247 | -97 |
| 2018-2019 | 0 | 1 | -1 | 126 | 0 | 10 | 6 | 142 | 176 | -34 |
| 2019-2020 | 0 | 1 | -1 | 82 | 11 | 12 | 5 | 110 | 151 | -41 |
| 2020-2021 | 0 | 0 | 0 | 50 | 0 | 4 | 11 | 65 | 166 | -101 |
| Average | 0 | 1 | -1 | 106 | 2 | 9 | 7 | 124 | 188 | -64 |



Membership Composition June 2021 Cumulative



Gender Composition June 2021 Cumulative

